


Mutina

Mattonelle Margherita by Nathalie Du Pasquier





Wall: Black Green, Square Green, Line, Marghe Half Black, Street, Flower Black, Rhombus Black. Floor: Square Black. Margherita Paint: Azzurro Matt.

Colors

27 PATTERNS 20,5X20,5 CM



Square Blue




Square Green



Square Black



Square Orange



Square Terracotta



Double Blue




Double White



Double Red



Cones



Star




Petals



Corners




Scheme




Point



Rhombus White



Rhombus Black



Flower Green



Flower Black




Kite White



Kite Black



Spring Terracotta



Spring Pink



Black Green




Black Terracotta



Line




Stripes



Signs

6 PLAIN COLORS 20,5X20,5 CM



Marghe White



Marghe Black



Marghe Terracotta



Marghe Green




Marghe Blue



Marghe Light Blue


8 HALF 10,1X20,5 CM




Marghe Half White



Marghe Half Black



Frame Black



Frame Terracotta



Street



Wires



Parallel Black



Parallel Orange

grout:




Black




White


Margherita Paints




Arancione matt/satin




Azzurro matt/satin



Giallo matt/satin



Rosa matt/satin



Verde matt/satin

ACCENTS PAINTS



Clay matt/satin



Oxide matt/satin




Pearl matt/satin



Pine matt/satin




Sand matt/satin



Terra matt/satin

General information

collection	Mattonelle Margherita
design	Nathalie Du Pasquier, 2020
production	Industrial
material	Glazed porcelain stoneware
thickness	10 mm
nominal sizes	Margherita Patterns, Margherita Plain Colors 20,5-20,5 cm (8"-8") Margherita Half 20,5-10,1 cm (8"-4")
specification	– 6 base color in 20,5-20,5 cm – 27 graphic patterns in 20,5-20,5 cm – 8 half in 10,1-20,5 cm – Semi-gloss, silky surface
anti-slip	Special treatment is available upon request, at extra charge
patent	Patent pending
category	Bla UNI EN 14411 (GL)



20,5-20,5 cm
8"-8"



20,5-10,1 cm
8"-4"

Laying and maintenance tips

use	Floor, wall – indoor, outdoor.
installation	For an even, smooth shading effect when laying, alternate material from several different boxes.
recommended adhesive	Adhesive for porcelain stoneware.
recommended joints	2mm joints.
recommended fillers	Cement-based grout / epoxy grout.
cleaning at the end of installation	CEMENT-BASED GROUT: Buffered acid (e.g. DETERDEK PRO by FILA or similar). Wet the floor with water, dilute the product 1:5 with water and pour it on the floor. Wait for 2-3 minutes then use a white scotch brite pad and rinse well with clean water. EPOXY GROUT: Alkaline detergent (e.g. FILA CR10 by FILA). FILA CR10: apply pure, wait for 30 minutes then use a green scotch brite pad. SILICONE: Solvent for silicone e.g. FILA ZERO SIL. Put it straight onto the stain, wait for 20 minutes and remove the mark using scotch brite. PAINT: Can usually be removed using water, but if resin-based paints or particular enamels have been used, it is best to ask the manufacturer which solvent is most suitable. RUST: stain remover es. FILA NO RUST. Apply the product onto the stain, leave for 15 minutes, remove the residue and rinse thoroughly.
general cleaning (installed tiles)	You are recommended to use ordinary neutral detergent diluted in water. Avoid using acid or alkaline products, waxes and/or impregnants. During ordinary cleaning it is recommended to use extremely abrasive items (such as scourers and iron or steel sponges) as little as possible. This recommendation must be adhered to rigorously in the case of tiles with a glossy surface finishing as they are more susceptible to the risk of scuffs, scratches and loss of shine, etc. In the event of heavy dirt or particularly textured surfaces, use an alkaline detergent and rinse after washing. For large surfaces, the use of a floor washing machine is recommended. During every-day cleaning procedures, it is necessary to remember that certain types of dirt (dust, sand) increase the abrasive effect of foot-traffic. Therefore we recommend that you avoid bringing in this type of dirt, which comes in from the outside, by placing a door-mat at the entrance.
calibers (real size)	20,5x20,5 : cal 1 : from 203,6x203,6 to 205x205 - cal 0 : from 202,1x202,1 to 203,5x203,5 20,5x10,1 : cal 1 : from 101,2x203,6 to 101,2x205 - cal 0 : from 100,4x202,1 to 100,4x203,5 (calibers depend on the production lot, we recommend to ask in advance)